



Phonics, spelling and handwriting... Your questions answered!

Stanbridge Primary School
Parents Evening Workshops
6th and 8th November 2012





Children need to learn to read
before they can read to learn.

If we do not teach children to
read, we deny them the ability
to learn.



2 aspects to reading...

Word recognition

and

Language comprehension



Once a child can work out the words (decode) he/she can then begin to sort out the message (comprehend).

If he/she can't decode the words, he/she can't begin to understand.



That's where phonics comes
in...

42 Jolly Phonics sounds

We teach children to read and
write them.

(Unfortunately, they can be
spelt in different ways!)



Phonics at Stanbridge



- Letters and Sounds sessions each week
- Daily Literacy lessons
- Reading carousels
- One to one reading with parent helpers
- Reading and phonic practise at home

The Actions

s Weave hand in an *s* shape, like a snake, and say *ssssss*.

a Wiggle fingers above elbow as if ants crawling on you and say *a, a, a*.

t Turn head from side to side as if watching tennis and say *t, t, t*.

i Pretend to be a mouse by wiggling fingers at end of nose and squeak *i, i, i*.

p Pretend to puff out candles and say *p, p, p*.

n Make a noise, as if you are a plane – hold arms out and say *nnnnnn*.



The sound progression...

1. s a t p i n
2. c/k e h r m d
3. g o u l f b
4. ai j oa ie ee or
5. z w ng v oo oo
6. y x ch sh th th
7. qu ou oi ue er ar



Jolly
Phonics
42
sounds


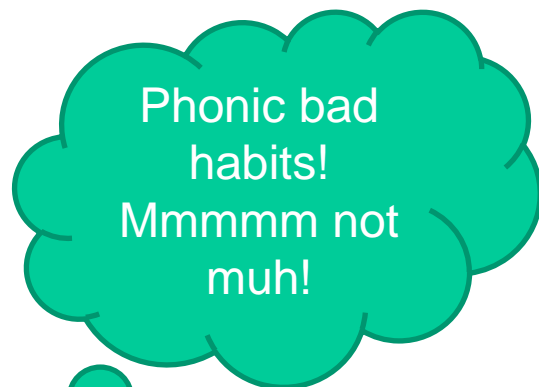
s ss se	a	t tt	i	p	n
m	d	g	o	c k ck	e ea
u	r	h	b	f ff ph	l ll
j dge	v ve	w wh	x	y	z
qu	ch tch	sh	th	ng	ai ay a_e
ee or ea aw e_e au y ey	ie igh i_e y	oa o_e oe	oo oo ue ew u_e	ar	er ir ur
ow ou	oi oy	ear	air	ure	

Letters &
Sounds
44 sounds

How do we teach blending and segmenting in school?

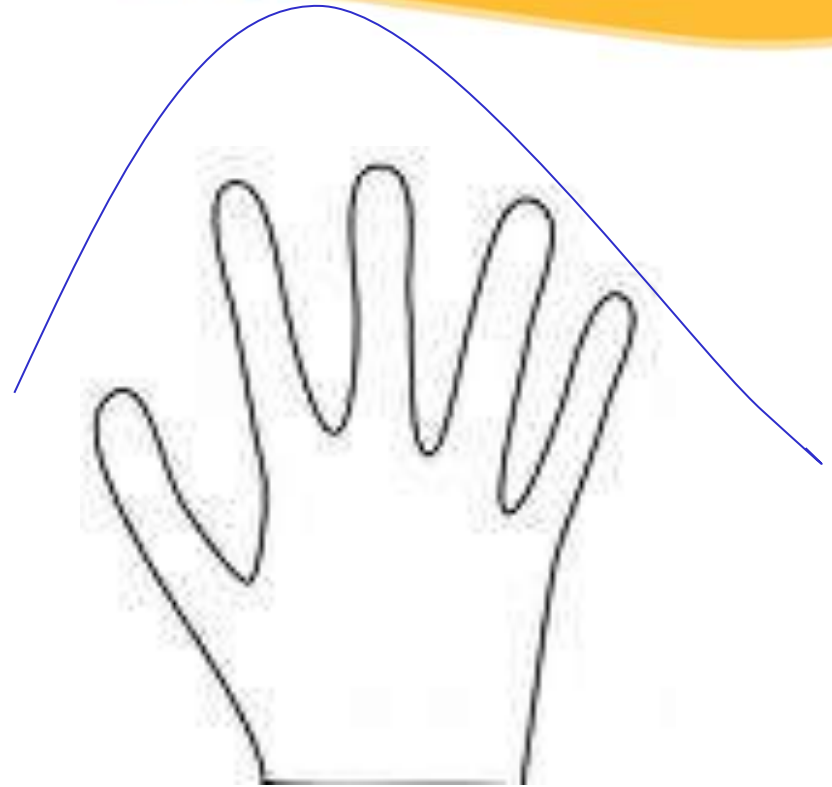
Phoneme Frames
Sound Buttons
Phoneme Fingers

Your turn....



Blending & Segmenting – Phoneme Fingers

- S-t-a-m-p
- F-l-y
- M-o-p
- C-l-a-m-p
- M-i-l-k
- R-a-ke
- R-ai-n
- B-ea-ch





Sound Talk - Segmenting



How to use phonics to support spelling at home

Play word building games....

- Magnetic letters on the fridge
- Fish and spell games at bath time
- Spelling in sand, shaving foam, paint etc.
- Use websites like BBC
- Forget what you have learnt – child becomes the teacher!
- Puppets
- Snap cards
- Reading races
- Use the sound actions





When reading at home, help your child recognise the sounds in a written word.

What to do when your child gets stuck on a word that cannot be sounded out?

- Encourage them to look for other clues.
- Tell them!
- Play games like snap and pairs so that tricky words become embedded in their sight vocabulary.
- Display words around your house.
- Split the word into parts/syllables.

Reading for meaning...

Encourage your child to ask..
What does that mean?

Discuss the book!

- Who, what, where, when questions
- Why do you think...?
- What would you do if....?
- How do you know...?



Mr Smith saw red. “Sit down and be quiet!” he **hissed**, through **clenched teeth**.

What else tells us how Mr Smith is feeling in this extract?

“Understanding all the words”
is not the same as
“reading the text”.



So what about spelling?



- Many words can be sounded out using phonics – m-i-l-k sh-o-p
- Other words use phonic rules: two vowels go out walking, the one in front does the talking
b-**oa**-t b-**oi**-l t-**i**-m-**e** c-**a**-m-**e**
- Other words we call ‘tricky words’ and need to be learnt by sight **the to I we they**
- Some words have spelling rules... KS2

- <http://www.teachingideas.co.uk/english/files/aaeeighoaooswf>
- How many phonemes?
- What is the middle sound?



Spelling Rules Posters – Key Stage 2



PLURAL RULE TWO

Add 'es' to words ending in 'ch', 'sh', 's', 'ss', 'x' or 'z' to make the plural



one box



many boxes

beach	→	beaches	wish	→	wishes
fox	→	foxes	bus	→	buses
cross	→	crosses	waltz	→	waltzes
pitch	→	itches	hutch	→	hutches

Try these ...

church	→	_____	quiz	→	_____
gas	→	_____	wax	→	_____
class	→	_____	dish	→	_____

PLURAL RULE THREE

When the letter before a 'y' is a consonant, change the 'y' to an 'i' before adding an 'es'



one baby



two babies

city	→	cities	berry	→	berries
pony	→	ponies	reply	→	replies
filly	→	fillies	belly	→	bellies

Try these ...

family	→	_____	lady	→	_____
daisy	→	_____	jelly	→	_____
army	→	_____	party	→	_____
nappy	→	_____	cherry	→	_____

SPELLING RULE FOURTEEN

Just add a 'y' to words ending in two consonants to form describing words



The last few days have been quite windy in Moura.

dirt	→	dirty	trick	→	tricky
might	→	mighty	health	→	healthy
thirst	→	thirsty	sand	→	sandy

Try these ...

rock	→	_____	filth	→	_____
wealth	→	_____	smart	→	_____
chill	→	_____	fuss	→	_____

SPELLING RULE NINETEEN

'i' before 'e' except after 'c'



Many people believe unicorns exist.

rel_ve	→	relieve	c_ling	→	ceiling
dec_t	→	deceit	v_n	→	vein
w_rd	→	wierd	glac_r	→	glacier

Try these ...

rec_ve	→	_____	th_r	→	_____
n_ghbour	→	_____	fr_nd	→	_____
anc_nt	→	_____	rec_pt	→	_____

Remember ... there are **ALWAYS** exceptions !

Useful resources...



- <http://www.stanbridgeprimary.co.uk/literacy.html>

The screenshot shows the website for Stanbridge Primary School's Literacy resources. The header features the school's name and a search bar. A navigation breadcrumb indicates the current location: Home > Classes > Literacy. The main content area is titled 'Literacy' and includes a welcome message, a description of the resources, and three featured worksheets: '1. Cursive Script', '2. Key Words', and '3. Support for Spelling'. A sidebar on the left lists 'Main Links...' and a sidebar on the right lists 'Sub-Links...'.

STANBRIDGE Primary School

You are at: [Home](#) > [Classes](#) > Literacy

Literacy

Main Links...

- Home
- Our School
- The Classes
- Calendar
- Parent Area
- Pupil Area
- E-Safety
- Friends of SP5 Support
- School Awards
- Contact Us
- Vacancies

Welcome to the Literacy Page...
You have lots of ideas - they look so much nicer on the page...

The documents on this page are designed for children and parents across all year groups to use at home to support home learning with the written word.

To view a worksheet simply click on the thumbnails below:

1. Cursive Script

Continuous Cursive Handwriting

Aa Bb Cc Dd Ee
Ff Gg Hh Ii Jj
Kk Ll Mm Nn
Oo Pp Qq Rr Ss
Tt Uu Vv Ww
Xx Yy Zz

2. Key Words

3. Support for Spelling

Sub-Links...

- Rec 2012/13
- Year 1
- Year 2
- Year 3
- Year 4
- Year 5
- Year 6
- Numeracy
- Literacy

Useful websites and resources...



- www.bbc.co.uk/schools/ks1bitesize/literacy/phonics/index.shtml
- <http://www.bbc.co.uk/schools/wordsandpictures/phonics/>
- <http://www.letters-and-sounds.com/phase-2-initial-sound-game-1.html>
- http://www.familylearning.org.uk/phonics_games.html
- <http://www.crickweb.co.uk/ks1literacy.html#cvcmaker>
- <http://www.starfall.com/n/level-a/learn-to-read/load.htm?f>
- http://www.kenttrustweb.org.uk/kentict/content/games/soundsa2_v2.html
- <http://www.woodlands-junior.kent.sch.uk/>
- <http://www.bigbrownbear.co.uk/>



Letters and Sounds



Handwriting at Stanbridge



‘Spelling and handwriting is taught, practised and valued throughout the school. We consider that being able to spell correctly and write legibly are essential life skills that society demands.’

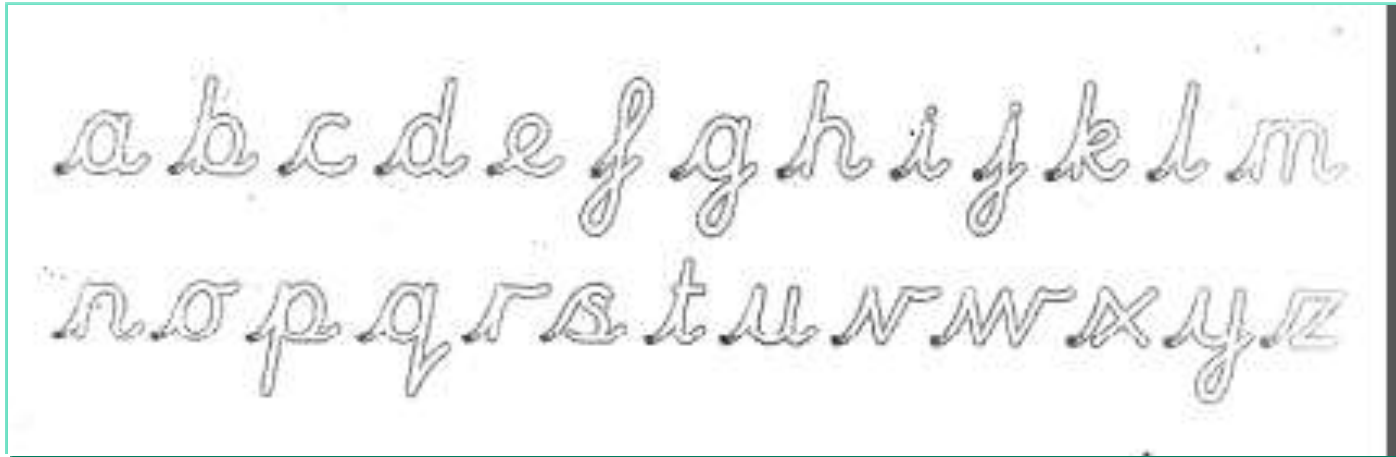
- High expectations for learning and presentation
- Children need to learn to recognise a range of printed and hand written scripts
- Consistency across year groups
- Starts from an early age
- Differentiated to match learners needs

‘The school encourages joined handwriting, but teachers use their professional judgement when teaching and encouraging children to join their cursive letters. They will consider specific learning needs and adapt their teaching where necessary.’

Cursive script



Aa Bb Cc Dd Ee
Ff Gg Hh Ii Jj
Kk Ll Mm Nn
Oo Pp Qq Rr Ss
Tt Uu Vv Ww
Xx Yy Zz



- Learn to write letters in isolation
- All letters start on the line
- Lead in and exit lines
- A flow to writing – aids spelling
- Pencil grip – frog on a log

And finally...



- Little and often
- Come and see us if you are unsure or your child is finding it difficult
- Build reading, phonics and handwriting into every day life
- Keep it fun!