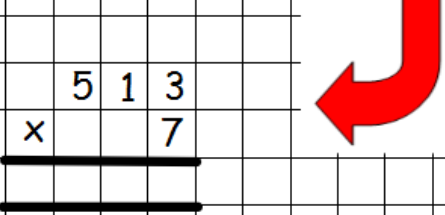


Compact Multiplication (X)

Step 1 Multiplication Compact Method

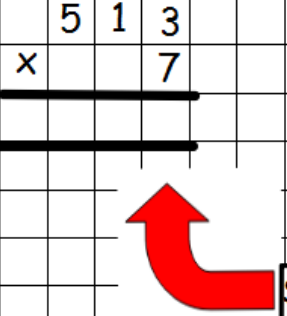
5 1 3 x 7 =

Set the sum out in columns



$$\begin{array}{r} 513 \\ \times 7 \\ \hline \hline \end{array}$$

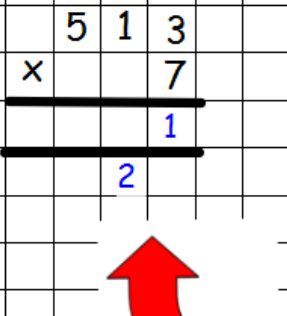
Step 2 Multiplication Compact Method



$$\begin{array}{r} 513 \\ \times 7 \\ \hline \hline \end{array}$$

Starting with the unit column, multiply the units digit with the number you are multiplying by

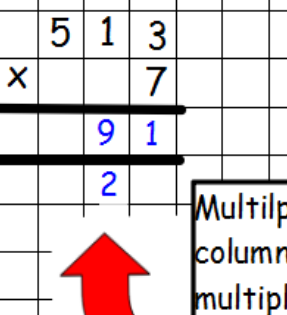
Step 3 Multiplication Compact Method



$$\begin{array}{r} 513 \\ \times 7 \\ \hline 21 \\ \hline \end{array}$$

$3 \times 7 = 21$
1 stays in the unit column
2 (20) is carried over to the tens column

Step 4 Multiplication Compact Method



$$\begin{array}{r} 513 \\ \times 7 \\ \hline 91 \\ \hline 2 \\ \hline \end{array}$$

Multiply the digit in the tens column by the number being multiplied
 $1 \times 7 = 7$
Add the answer and the number carried over
 $7 + 2$


Compact Multiplication (X)

Step 5

Multiplication Compact Method

$$\begin{array}{r} 513 \\ \times \quad 7 \\ \hline 3591 \\ \hline \end{array}$$

2



Multiply the digit in the hundreds column by the number being multiplied

$$5 \times 7 = 35$$

5 stays in the hundreds column
3 is carried into the next column for thousands